

CenturyLink™  
**Calling  
Features  
User Guide**



CenturyLink™  
**Business**

<b>Note: If additional lines have been ordered, they will appear on your initial invoice.</b>	<b>111.222.3333</b>	<b>222.333.4444</b>	<b>333.444.5555</b>	<b>444.555.6666</b>
<b>Voicemail Elite</b>	<b>X</b>	<b>X</b>	<b>X</b>	<b>X</b>

## Product Features

**CenturyLink™ Voicemail Elite:** a dynamic service that answers your calls whether you're on the phone, online, away from your office, or simply too busy to pick up. Your CenturyLink™ Voicemail service includes the following enhanced features for greater convenience:

**Extended Absence Greeting:** Your extended absence greeting can be used as a temporary greeting to be played for special occasions. You might choose to use this option if you are going to be traveling for an extended period of time. In set up, choose to either accept or not accept voicemail messages while your extended absence greeting is in effect.


**Out of Office Hours:** Your Out of Office Hours greeting can be used to provide a unique greeting when your office is closed. Once you enable the out of office schedule and define the hours, like magic, this greeting will play when outside of your defined office hours.


**Additional Number Routing:** If you have chosen this optional service, Additional Number Routing will allow your CenturyLink™ Voicemail to take messages for additional numbers as well as for your business phone.

## Using Your New Services

### CenturyLink™ Voicemail Elite

**Set up your mailbox-** For increased security you must set up your mailbox from your business phone before you can access it remotely.

Dial 1-877-VMESSAGE (1-877-863-7724) or  from business phone. (NOTE:

Centrex customers will not be able to use  Follow the voice prompts to complete the easy set up process:

- Set up your 4 to 10 digit PIN (Personal Identification Number)
- Name the mailbox, for example John Smith or XYZ Company
- Personalize your greeting

**Listen to your messages-** If you hear a “stutter” dial tone when you lift your handset, you have new messages waiting. If you have special message waiting equipment, you will also see a message waiting indicator light.

Access your mailbox



- From Business: Dial 1-877-VMESSAGE (1-877-863-7724) or **# JKL 5 JKL 5** from your business phone and enter your PIN. (NOTE: Centrex customers will not be able to use **# JKL 5 JKL 5**)
- From any other phone: Dial your business phone number and let it forward to voicemail then press **\*** during your greeting and enter your PIN, or, dial 1-877-VMESSAGE (1-877-863-7724) and enter your 10-digit business phone number followed by the **#** and enter your PIN.

Play your messages:

Press **1 1** to play the first message

Press **PRS 7 PRS 7** to rewind 5 seconds

Press **TUV 8 TUV 8** to fast forward 5 seconds

Press **#** to pause, then press **#** to resume playing

Press **ABC 2** to keep or press **DEF 3** to delete the message

After listening to a message, you can also:

Press **1** to play the message again

Press **ABC 2** to keep the current message

Press **DEF 3** to delete the current message

Press **GHI 4** to forward the message to another mailbox user

Press **JKL 5** to reply to the message (other voice prompts will guide you through this process)

Press **MNO 6** to create a new message and send it to another mailbox user

Press **TUV 8** to advance to the next message


Press **WXY 9** to exit your voicemail when you are done listening to your messages

**Change your Greeting, Name or PIN**-You may change your mailbox greeting or name at any time by pressing **MNO 6** at the main menu. You may change your PIN at anytime by pressing **DEF 3** for Mailbox Settings at the main menu and then by pressing **ABC 2** for security and then **1** to change PIN.

## Helpful Hints


CenturyLink™ Voicemail Elite: Based on network configuration, Centrex users will not be able to access their voicemail services by using **# JKL 5 JKL 5**

Remember to press **WXY 9** to exit your mailbox before you hang up. If you hang up before

pressing  line will remain connected to your mailbox for up to 45 seconds, and you could accidentally reset your PIN if you pick up the phone again and dial another number within those 45 seconds.

Your phone must be set for Tone dialing, not Pulse dialing to work with your mailbox.

Your CenturyLink™ Voicemail can store up to 16MB of messages, which is around 25 minutes of voice messages. If you've selected additional storage, your CenturyLink™ Voicemail can store up to 32MB of messages, which is around 45 minutes of voice messages.

If your mailbox is full, instead of your greeting, callers hear "Mailbox for [mailbox name] Sorry, the mailbox is full and there is not enough space to leave a message." The system will hang up on the caller. If this happens, press the star  key during this greeting in order to access your messages.

If you are ever unsure what to do next, wait a few seconds, and CenturyLink™ Voicemail's voice prompts will guide you with available options.

Customer must subscribe to CenturyLink local wireline service and at least one Call Forwarding feature such as Call Forward No Answer or Call Forward No Answer-Fixed. Call Forward Busy is recommended as well.

If you have questions regarding CenturyLink™ Voicemail, please visit us at CenturyLink.com anytime or call the CenturyLink Customer Technical Solutions Center at 1-800-949-HELP (4357).

## Terms and Conditions

**CenturyLink™ Voicemail Elite:** The provision of Voicemail Services is governed by the terms and conditions set forth herein, the Standard Terms and Conditions for Communications Services and the related service specific terms and conditions posted at [www.embarq.centurylink.com/ratesandconditions](http://www.embarq.centurylink.com/ratesandconditions). Your activation or continued use of your voicemail service will be your acknowledgement that you agree to all applicable terms and conditions.

1. You agree to pay CenturyLink a monthly charge in advance for voicemail service, which will be billed separately on your local monthly bill or will be included in the price of your bundled services.
2. Charges for voicemail service are based on recurring monthly rate, not usage.
3. CenturyLink may modify the charges for the month-to-month agreement based on thirty (30) days written notice to you. You may be notified either by letter or monthly bill. CenturyLink reserves the right to modify the terms of this Agreement at any time. If you do not agree with the modified changes or terms of the Agreement, as modified, you may immediately terminate the service.



4. Voicemail service is for your use only and may not be assigned.
5. Any telephone numbers assigned directly as a mailbox number remain the property of CenturyLink and are not available for number portability.

The voicemail services you have purchased are provided by the CenturyLink local operating company serving your location and governed by the CenturyLink Standard Terms and Conditions for Communications Services and the CenturyLink Voicemail Service Product Annex, posted to [embarq.centurylink.com/ratesandconditions](http://embarq.centurylink.com/ratesandconditions) on the date you purchased the services. To find the CenturyLink local operating company serving your location, please see the maps of the CenturyLink local operating companies posted to [embarq.centurylink.com/ratesandconditions](http://embarq.centurylink.com/ratesandconditions).